



LINYANG

林 洋















































--	--	--	--	--	--	--





E















					18,300	100		24,472.98	21,564.06	364.40
					26,100	100		146,951.29	44,096.92	1,769.38
					10,000	85		127,308.52	32,368.12	15,052.13
					7,500		100	32,557.05	8,954.71	1,426.69

2)

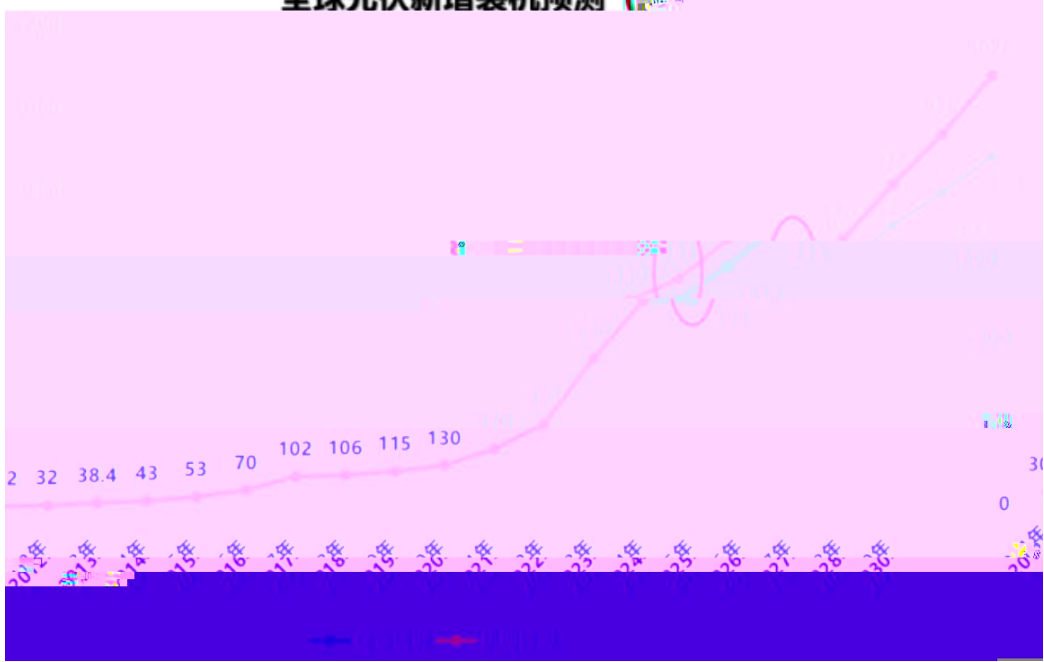
					7,590	25		17,771.11	8,763.45	7.56
					1,500	10		1,859.72	939.26	-82.11
					2,000	49		4,316.04	4,294.54	-129.81
					2,000	49		8,955.98	672.45	399.67
					500	35		240.98	240.31	-59.12
					50,000	35		269,467.48	53,942.54	3,632.29
					5,000	20		1,799.39	1,168.72	-789.44
					10,000	30		30,499.02	9,889.15	-110.85
					12,622.5	4.95		151,837.29	725.54	447.27



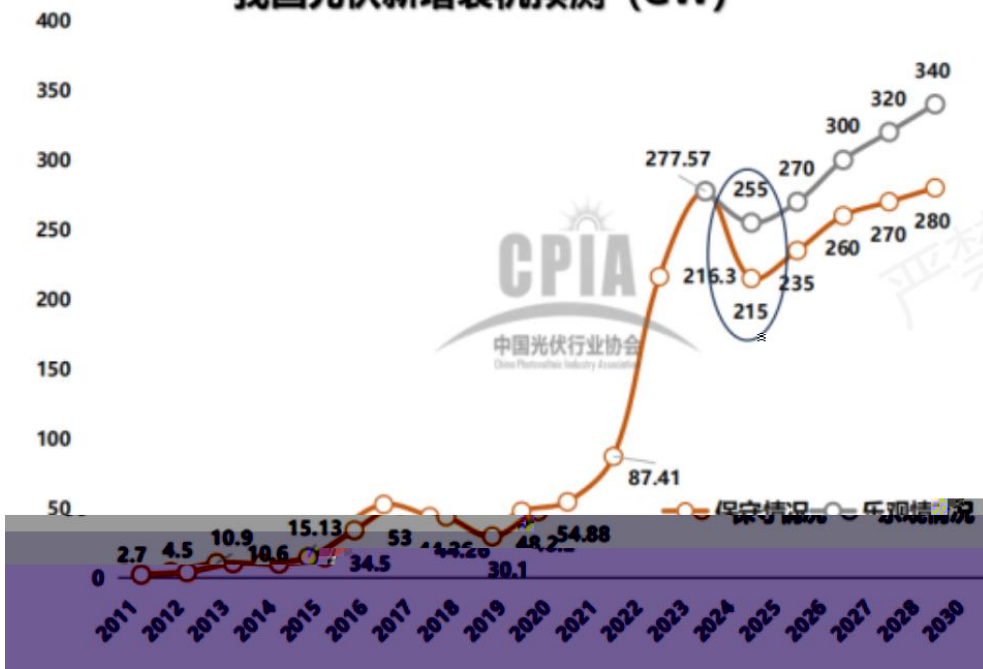




全球光伏新增装机预测 (GW)



我国光伏新增装机预测 (GW)

































„Xpox“ ss• ec eg „










↓ n ↓



↓

↓





	pH COD SS LAS	1	pH 6.82() COD 14.76mg/L 7.05mg/L 10.26mg/L 0.35mg/L 3.81mg/L	GB30484-2013 DB32/939-2020 2 GB8978-1996 4	79.86 COD 10.30 5.13 7.73 0.232 3.54 SS 3.99 0.064 LAS 0.020 0.064 4025.12	
		/	/	GB18597-2023	27.0401	
		18	3.29mg/m 2.22mg/m 4.9mg/m ND 0.013mg/m 0.5mg/m ND ND	GB30484-2013 DB31/933-2015 DB32/4041-2021	0.443 0.218 0.372	
	& - -1,2- 1,1,1- -1,2- 1,1- 1,1- 1,1,2- 1,2- 1,1,1,2- 1,1,2,2- 1,2,3- 1,4- 1,2- 1,2- 2- k a b a 1,2,3-cd pH	/	/	GB36600-2018 1 45 pH	/	
	pH	/	/	GBT14848-2017 3	/	



	12GW














64





|





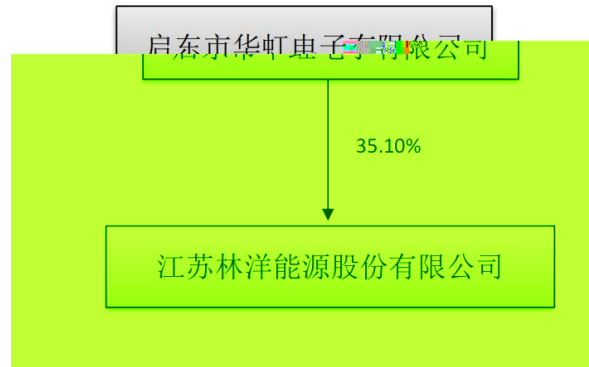


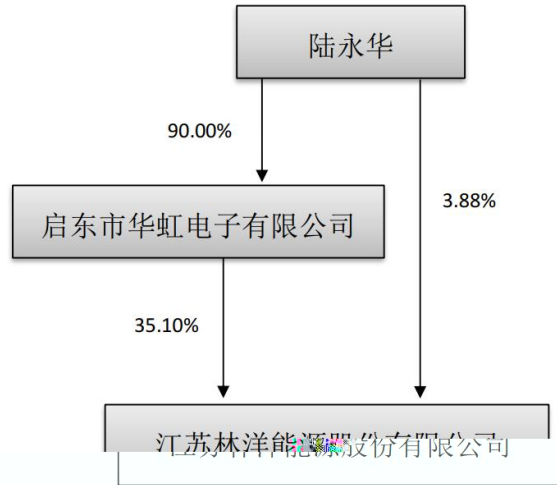
1 f) # — W3\$ — K PÓ















31

2024

2024 12

2024 12 31

2024

	1)	
	2)	
	3)	
	4)	
	5)	
	6)	
2024	7)	EPC
674,238.96	1)	
	2)	
	3)	
	4)	
	5)	
	1)	



3)

4)

5)



6)

1)

2)

3)











	2,060,169,156.00			7,606,962,554.26	230,061,301.26	8,807,363.88	2,016,272.38	467,131,594.28		5,571,912,424.49	15,486,938,064.03	96,604,720.39	15,583,542,784.42
	2,060,169,156.00			7,606,962,554.26	230,061,301.26	8,807,363.88	2,016,272.38	467,131,594.28		5,571,912,424.49	15,486,938,064.03	96,604,720.39	15,583,542,784.42
				9,665,243.95	-35,808,890.55	-4,252,868.07	2,566,547.47	63,100,186.72		71,509,865.19	178,397,865.81	-23,611,848.29	154,786,017.52
						-4,252,868.07				752,882,444.55	748,629,576.48	17,302,332.01	765,931,908.49
				9,665,243.95	-35,808,890.55						45,474,134.50	-39,594,180.30	5,879,954.20
												2,598,607.89	2,598,607.89
				8,951,316.50							8,951,316.50		8,951,316.50
				713,927.45	-35,808,890.55						36,522,818.00	-42,192,788.19	-5,669,970.19
								63,100,186.72		-681,372,579.36	-618,272,392.64	-1,320,000.00	-619,592,392.64
								63,100,186.72		-63,100,186.72			
										-618,272,392.64	-618,272,392.64	-1,320,000.00	-619,592,392.64
								2,566,547.47			2,566,547.47		2,566,547.47
								46,308,362.71			46,308,362.71		46,308,362.71
								43,741,815.24			43,741,815.24		43,741,815.24
	2,060,169,156.00			7,616,627,798.21	194,252,410.71	4,554,495.81	4,582,819.85	530,231,781.00		5,643,422,289.68	15,665,335,929.84	72,992,872.10	15,738,328,801.94



2,060,169,156.00	7,580,427,262.44	226,743,549.23	405,854.84	963,759.80	401,150,539.59	4,969,883,074.64	14,786,256,098.08	81,366,759.32	14,867,622,857.40
2,060,169,156.00	7,580,427,262.44	226,743,549.23	405,854.84	963,759.80	401,150,539.59	4,969,883,074.64	14,786,256,098.08	81,366,759.32	14,867,622,857.40
	26,535,291.82	3,317,752.03	8,401,509.04	1,052,512.58	65,981,054.69	602,029,349.85	700,681,965.95	15,237,961.07	715,919,927.02
	26,535,291.82	3,317,752.03	8,401,509.04			1,031,325,697.38	1,039,727,206.42	15,237,961.07	1,054,965,167.49
							23,217,539.79		23,217,539.79

५३३१'१२५'०३

†००८१'०२†'००





2010 2 8 2011 4 28

[2011]633

7,500 2011 8 8 290,000,000.00

LED

2012 5 18 2011 58,000,000.00

348,000,000.00

2012 8 28 2012 <

>

100 729 355,290,000.00

2014 1 24 2014

11 110,000.00

355,180,000.00

2014 10 24 2014

0.70 7,000.00 355,173,000.00

2015 5 7 2014 2015 4 14

[2015]619 A 51,428,571

1 406,601,571.00

2016 9 29
[2016]323
1

2016 9 28
497,866,234
1,244,665,585.00

2017 2 7
>
2,156 1.00

2018 2 8
160

2018 6 28
285,400

2019 4 11

2015

2016

2016

2016

1.00

2016

2016

2015
497,866,234.00



2016 2 23

91,264,663

2016 6 30

1

<

221

1,764,091,819.00

2017

/<XA, 20

1,765,691,819.00

2018

36.54

1,765,406,419.00

2019

2016



—





2

3

4



”

“



1

2

3

1

2



3



4

5

6



14 —

È AuGfè J \rightarrow | Au|D \rightarrow

Ó, 4, 6, 8, 10, 12, 14, 16, 18, 20, 22, 24, 26, 28, 30, 32, 34, 36, 38, 40, 42, 44, 46, 48, 50, 52, 54, 56, 58, 60, 62, 64, 66, 68, 70, 72, 74, 76, 78, 80, 82, 84, 86, 88, 90, 92, 94, 96, 98, 100

4ž š ó





1

2





1

2

1


2





1

2



ΚΩΧ α ό ΚΕ

C ê ó ΚΕΒÙÀÿ ΚΕó 6Ñ

Ü*ó, & 'ó

1

2

3



1

2

3

4

20

5

1

2



(1)

(2)

(3)

(4)

(5)





1

2



1

2

3

•

•



-
-
-

-
-
-
-

-



(1)

(2)

(3)

(4)

EPC

BT

(5)



-
- -
 -

1
2





1

-
-
-
-

2



-
- -
 -
 -
 -

3

12

4

-
-





1

“ 11 ”

2

1

17

2023 10 25

17

2023 21

17

17



2024 1 1

17

2024 1 1

17

21

2024 1 1

2

2023 8 1

2023 11

2024 1 1

3

18

2024 12 6

18

2024 24



18

18

13





1. 2023 11 6

GR202332002223

2023 2025 15%

2. 2024 10 29

GR202434003482

2024 2026 15%

3. 2022 11 18

GR202232006050

2022 2024 15%

4.

2008 [2008]116

5. 2020 23 2021

1 1 2030 12 31 15%

2024 15%

















--	--	--

--	--



































--	--	--








--	--	--













18300
2000

100



		500				100	
		2034.32				100	
		5000				100	
		5000				100	
		200				100	
		10000				100	
		1000				100	
		4500				100	
		10000				100	
		100				100	
		5000				100	
		2600				100	
		1700				100	
		3000				100	
		1000				100	
		42000			100		
		1000				100	
		7500				100	
		10000				100	
		10000				100	
		5000				100	
		5000				100	
		5000				100	
		5000				100	
		3000				53.33	
		1056				100	
		36000				100	
		20000				100	
		2500				100	
		1020				100	
		10000			100		
		1500				100	
		1000			100		
		10000			100		
		10000			100		
		10000				100	
		3000				100	
		2000				100	
		1950				100	
		800				100	
		2500			100		
		5000				100	
		1000				100	
		10000			85		
		1000				57	
		1200				100	
		2400				100	
		1201				100	



	20000		85
	10000		100
	800		100
	80000	100	
	1000		100
	1000		100
	300		100
	200		100
	5000		100
	1000		85
	48330		100
	1000		85
	300		85
	5000		100
	800		100
	1000		100
	20		89.63
PT INTI SMART TEKNOLOGI	182.5		100
PT LINYANG ENERGY CEMERLANG	560		80
	200		85
	2000	52.65	47.35
SINGAPORE LINYANG ENERGY TRADING PTE LTD	1,000,001		100
	5000	100	
	48800		100
	500		100
	150		99.9
	800		100
Solarfun Renewable Energy Europe B.V.	5		100
LINYANG NEW ENERGY (THAILAND) CO.LTD.	500		100
	3000	P#K	100
	1000		100
Elgama Elektronika OOO	10		100
ECOVOLT NEW ENERGY PTE. LTD.	1		100



















14	2022	3	25					5,000.00	
	2024	12	31			1,200.00			
15	2023	06	13						
				160,000.00					“ (2023)
				0006542 ”	“ 2024		0004794 ”	2024 12 31	
				52,245.78					
16	2024	6	24					15,000.00	
				2024 12 31		658.76			
17	2023	7	18					10,000.00	
				2024 4 7	460.99	2024 12 31	460.99		
18	2016	5	13						8,000.00
					2024 12 31			2,800.00	
19	2017	6	22						15,000.00
							“ 18MW		”
				2024 12 31			1,000.00		
20	2018	12	4					8,500.00	
				2024 12 31		2,154.60			
21	2021	4	30						19,000.00



				2021	4	30		2026	10	20			2024	12	31		5,500.00
22	2022	10	21										10,000.00				
	2024	12	31					800.00									
23	2024	4	12											20,000.00			
				2024	12	31				10,000.00							
24	2022	8	30										8,000.00				
				2024	12	31				8,000.00							
25	2023	10	13										2,000.00				
	2024	12	31					1,992.00									
26	2024	3	1										15,000.00				
	2024	12	31					2,988.00									
27	2023	12	18										23,000.00		2023	12	19
	97789					69207.11											13,000.00
	31					11,300.00										2024	12
28	2023	3	23										3,000.00				
	2024	12	31					2,550.00									
29	2023	3	28										500.00				
	2024	12	31					485.00									
30	2022	3	28											2,800.00			



				2024	12	31		2,750.00		
31	2024	9	6							60,000.00
					2024	12	31		20,000.00	
32	2023	9	18						1,000.00	
		2024	12	31			800.00			
33	2024	2	28						25,000.00	
		2024	12	31			2,700.00			
34	2023	12	6						50,000.00	
		2024	12	31			38,000.00			
35	2024	6	1						25,000.00	
		2024	12	31			7,000.00			
36	2024	3	26							3,000.00
			2024	12	31			2,950.00		
37	2024	12	27							20,000.00
			2024	12	31			1,000.00		
38	2024	6	14						“ ”	10,000.00
					2024	12	31			10,000.00
39	2024	10	15							
			3,000.00		2024	12	31		3,000.00	
40	2024	11	6							



				2024	12	31					
51	2023	9	19					500.00		2024	12
			31								
52	2023	11	23				9,000.00			2024	12
			31								
53	2023	11	30						3,000.00		
						2024	12	31			
54	2023	5	10					3,000.00			
						2024	12	31			
55	2023	5	9					20,000.00			
						2024	12	31			
56	2023	6	14				3,000.00				
						2024	12	31			









24,981,060.43

76.97%

1,159,484,502.77



